



Section 4B Industrial Development Corp
Quarterly Investment Report
As of September 30, 2017

Laddie Howard, President

Howard Jones, Vice President

James Waguespack, Secretary

John Towner, Treasurer

William Kent, Board Member


Michael White, Board Member

Mark Knight, Board Member




Section 4B Industrial Development Corporation
Quarterly Investment Report
Ended September 30, 2017

The attached information comprises the quarterly investment report for the Section 4B Industrial Development Corporation, League City, Texas for the quarter ended September 30, 2017. The undersigned acknowledge that the Board's investment portfolio has been and is in compliance with the policies and strategies as contained in the Board's Investment Policy and also in compliance with the Public Funds Investment Act of the State of Texas. The annual review of the investment policy was approved by the Board on February 14, 2017.




Laddie Howard, President




Howard Jones, Vice President

James Waguespack, Secretary




John Towner, Treasurer



William Kent, Board Member



Michael White, Board Member



Mark Knight, Board Member



**Section 4B Industrial Development Corporation
Quarterly Investment Report
06/30/2017 - 09/30/2017**



The Public Funds Investment Act (PFIA), Texas Government Code, Chapter 2256 states that no less than quarterly, the Investment Officer(s) shall prepare and submit to the governing body a written report of investment transactions for all funds covered by the Act for the preceding period. Presentation of this report fulfills this requirement.

This report is in compliance with PFIA and adopted policy. All investments purchased meet the three basic tenets of the investment policy – investment safety is first, followed by liquidity and yield. The day to day management of the 4B's cash and investment position is the responsibility of the Director of Finance, the Assistant Director of Finance, and the Treasury Manager, who have been designated as the 4B's investment officers.

I hereby affirm that the investments contained in this report are in compliance with the investment policies as adopted by the City of League City, Texas and the 4B Industrial Development Corporation.

Vacant - Director of Finance



Allena Portis - Asst. Director of Finance



Quencelia Goins - Treasury Manager

| Asset Category | Face Amount/Shares | Market Value | Book Value | % of Portfolio | YTM @ Cost | Days To Maturity |
|------------------------|---------------------|---------------------|---------------------|----------------|-------------|------------------|
| Cash in Bank | 984,851.70 | 984,851.70 | 984,851.70 | 17.37 | 0.00 | 1 |
| TexPool | 4,684,960.62 | 4,684,960.62 | 4,684,960.62 | 82.63 | 1.02 | 1 |
| Total / Average | 5,669,812.32 | 5,669,812.32 | 5,669,812.32 | 100.00 | 0.84 | 1 |



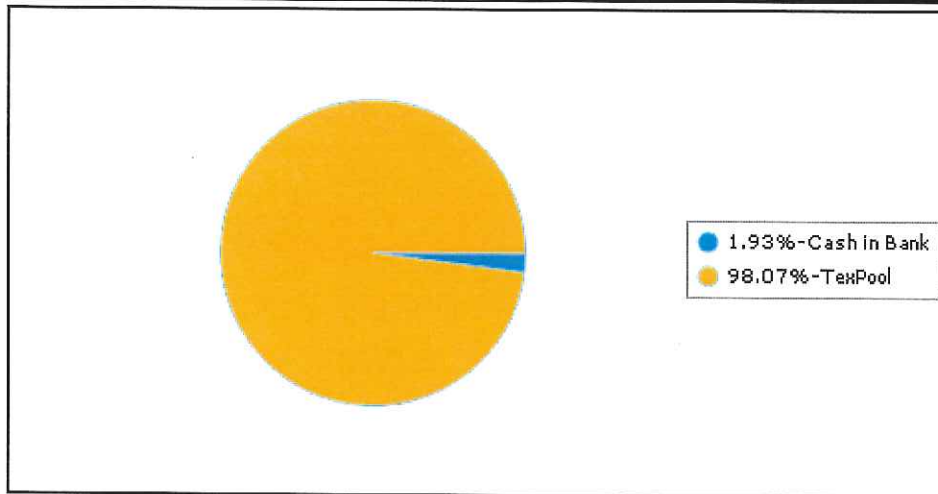
City of League City
Distribution by Asset Category - Book Value
Report Group: 4B Industrial Development Corp

Begin Date: 6/30/2017, End Date: 9/30/2017

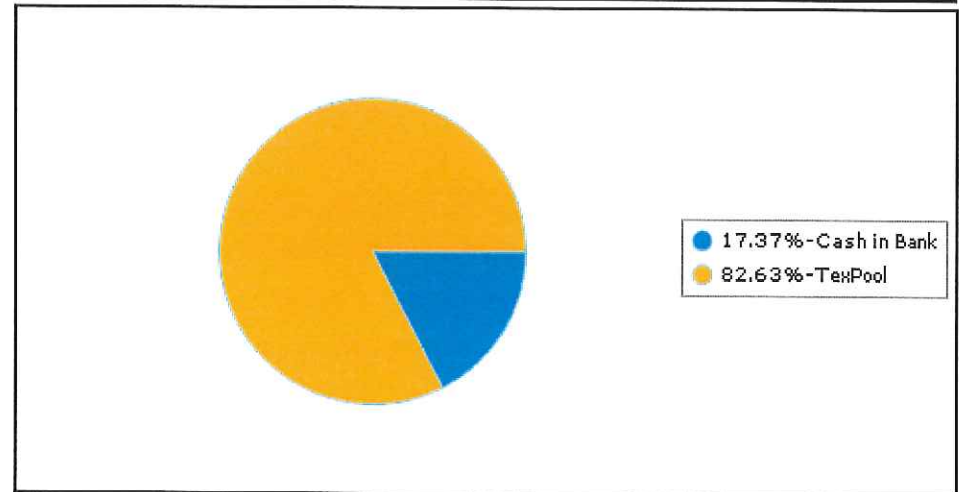
Asset Category Allocation

| Asset Category | Book Value 6/30/2017 | % of Portfolio 6/30/2017 | Book Value 9/30/2017 | % of Portfolio 9/30/2017 |
|------------------------|-------------------------|-----------------------------|-------------------------|-----------------------------|
| Cash in Bank | 93,761.32 | 1.93 | 984,851.70 | 17.37 |
| TexPool | 4,761,689.18 | 98.07 | 4,684,960.62 | 82.63 |
| Total / Average | 4,855,450.50 | 100.00 | 5,669,812.32 | 100.00 |

Portfolio Holdings as of 6/30/2017



Portfolio Holdings as of 9/30/2017





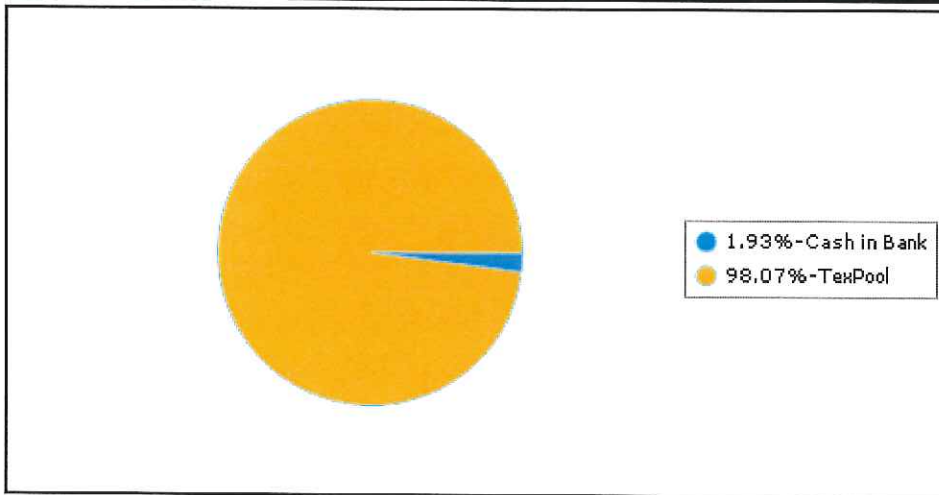
City of League City
Distribution by Asset Category - Market Value
Report Group: 4B Industrial Development Corp

Begin Date: 6/30/2017, End Date: 9/30/2017

Asset Category Allocation

| Asset Category | Market Value 6/30/2017 | % of Portfolio 6/30/2017 | Market Value 9/30/2017 | % of Portfolio 9/30/2017 |
|------------------------|---------------------------|-----------------------------|---------------------------|-----------------------------|
| Cash in Bank | 93,761.32 | 1.93 | 984,851.70 | 17.37 |
| TexPool | 4,761,689.18 | 98.07 | 4,684,960.62 | 82.63 |
| Total / Average | 4,855,450.50 | 100.00 | 5,669,812.32 | 100.00 |

Portfolio Holdings as of 6/30/2017



Portfolio Holdings as of 9/30/2017

